

# Course System Architecting for Management Teams

by *Gerrit Muller* Embedded Systems Institute

e-mail: `gerrit.muller@embeddedsystems.nl`

`www.gaudisite.nl`

## Abstract

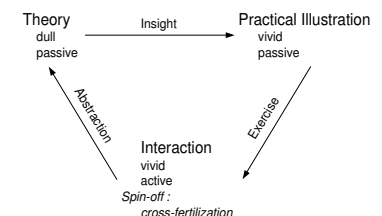
This article describes the condensed version the course System Architecture by the Center for Technical Training CTT. Trainer is the author of this article Gerrit Muller. At this moment this course is only accessible for Philips Employees.

The course is set up to make the art of system architecting more accessible. The course will address a wide spectrum of issues in relation with system architecture, such as: processes, business, role and task of the system architect (team), generic Developments (re-use, platforms) requirements, roadmapping, skills, and psycho social factors.

## Distribution

This article or presentation is written as part of the Gaudí project. The Gaudí project philosophy is to improve by obtaining frequent feedback. Frequent feedback is pursued by an open creation process. This document is published as intermediate or nearly mature version to get feedback. Further distribution is allowed as long as the document remains complete and unchanged.

February 10, 2011  
status: draft  
version: 0.1



# Program

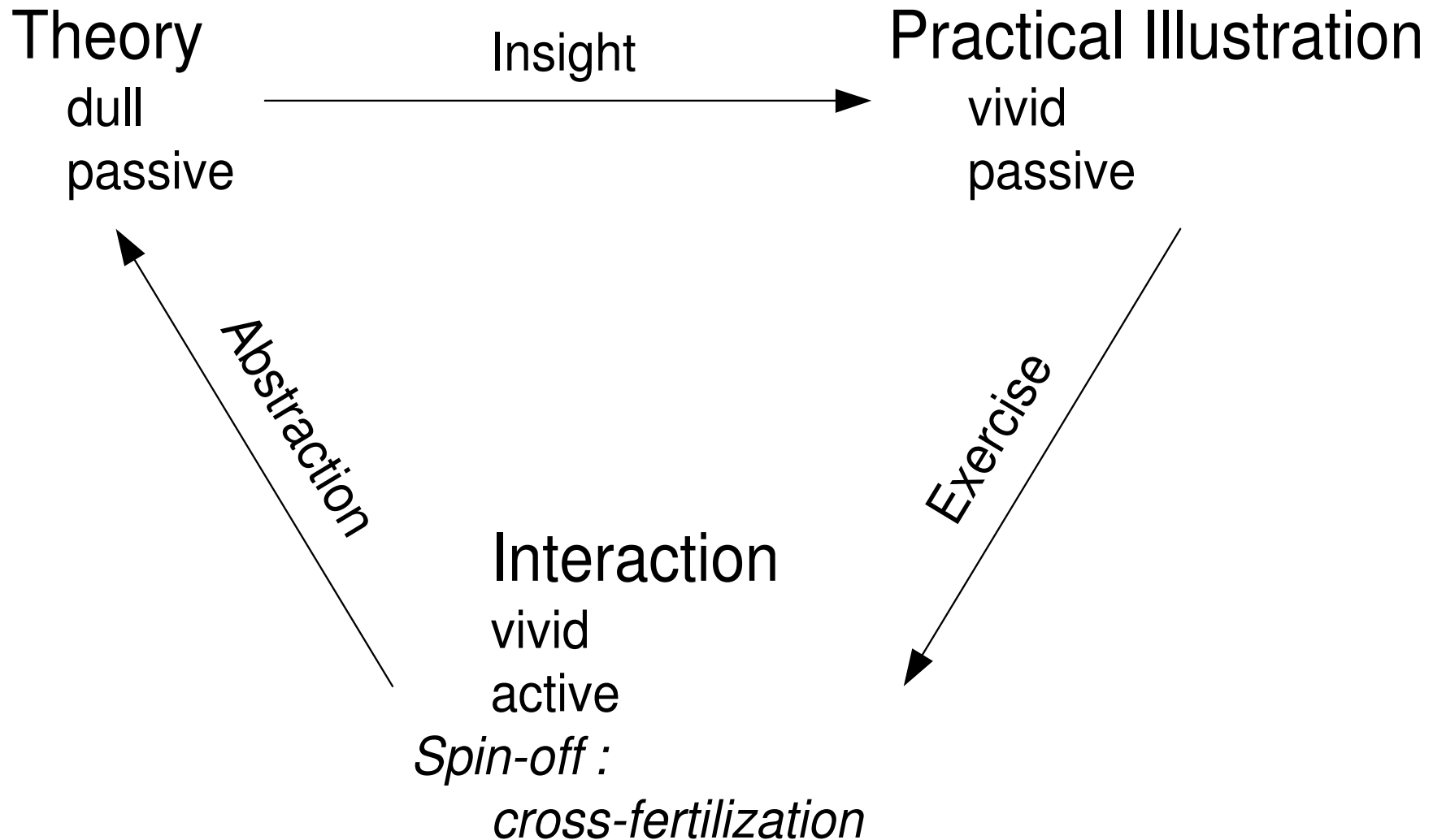
---

session	subject
day 1 morning	positioning the System Architecture Process Product Creation Process  product families, generic developments
day 1 afternoon	role and task of the system architect profile of the system architect  documentation, reviewing and other supportive processes
day 2 morning	requirements capturing, roadmapping
day 2 afternoon	HRM aspects; selection, appraisal, career path, etcetera wrap up, expectations, how to continue, evaluation

- 1 Make a map of the operational organization, from portfolio down to components, with specific products, names and roles; Discuss the relations in one of the core teams.
- 2 Role play, marketing manager + projectleader + system architect + observer; prepare initial product definition (=business relevance+specification+critical design issues+plan indication)
- 3 Determine Requirements and key drivers and show the relationship
- 4 Show the roadmap as far as known now

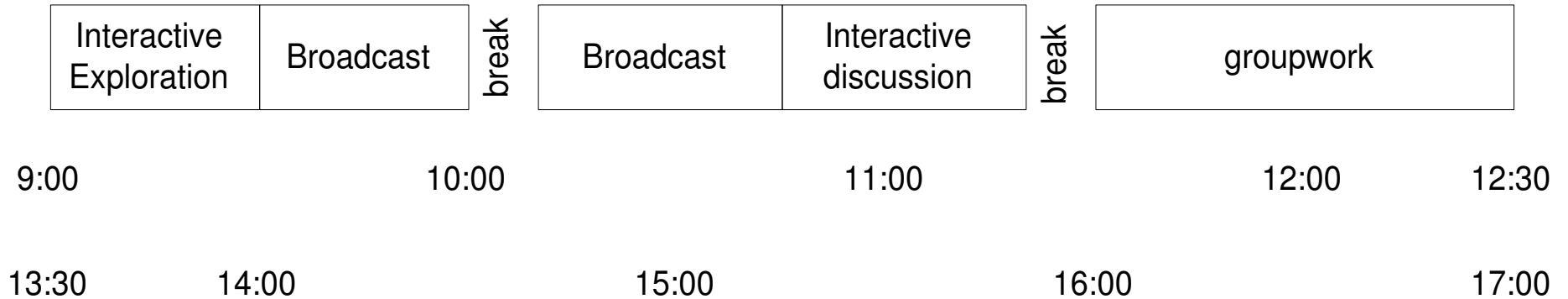
# Structure

---



# Timing Template of one subject

---



# Rules of the Interactive Parts

---

- Your contribution is essential.
- Don't monopolize the time, everyone also the quiet people should have the opportunity to contribute;

*The facilitator will intervene if the contribution is limited to a small group of participants.*

- Respect the contribution of others;

*Opinions can't be wrong, difference of opinion is normal and called plurality.*

- The course format is highly experimental and based on improvisation, constructive proposals are welcome;

*it is your course! Regular evaluations will give the opportunity to influence the rest of the course.*

# Rules of the Broadcast Parts

---

- Please write your questions/remarks/statements on yellow stickers and attach them at the end on the P-flip.

*These will be used in the interactive section for discussion and to increase insight.*

- Short clarification questions are welcome,  
*discussion will take place in the interactive part.*
- Stupid questions don't exist. Learning is based on **safe** and **open** interaction.  
*Very individual oriented questions can be referred to a break or after the session.*