

Modeling and Analysis: Model Analysis

by *Gerrit Muller* TNO-ESI, USN-NISE

e-mail: gaudisite@gmail.com

www.gaudisite.nl

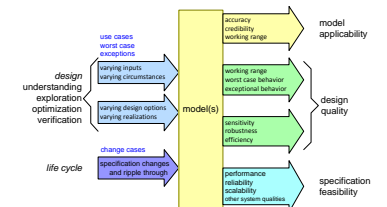
Abstract

Models only get value when they are actively used. We will focus in this presentation on analysis aspects: accuracy, credibility, sensitivity, efficiency, robustness, reliability and scalability.

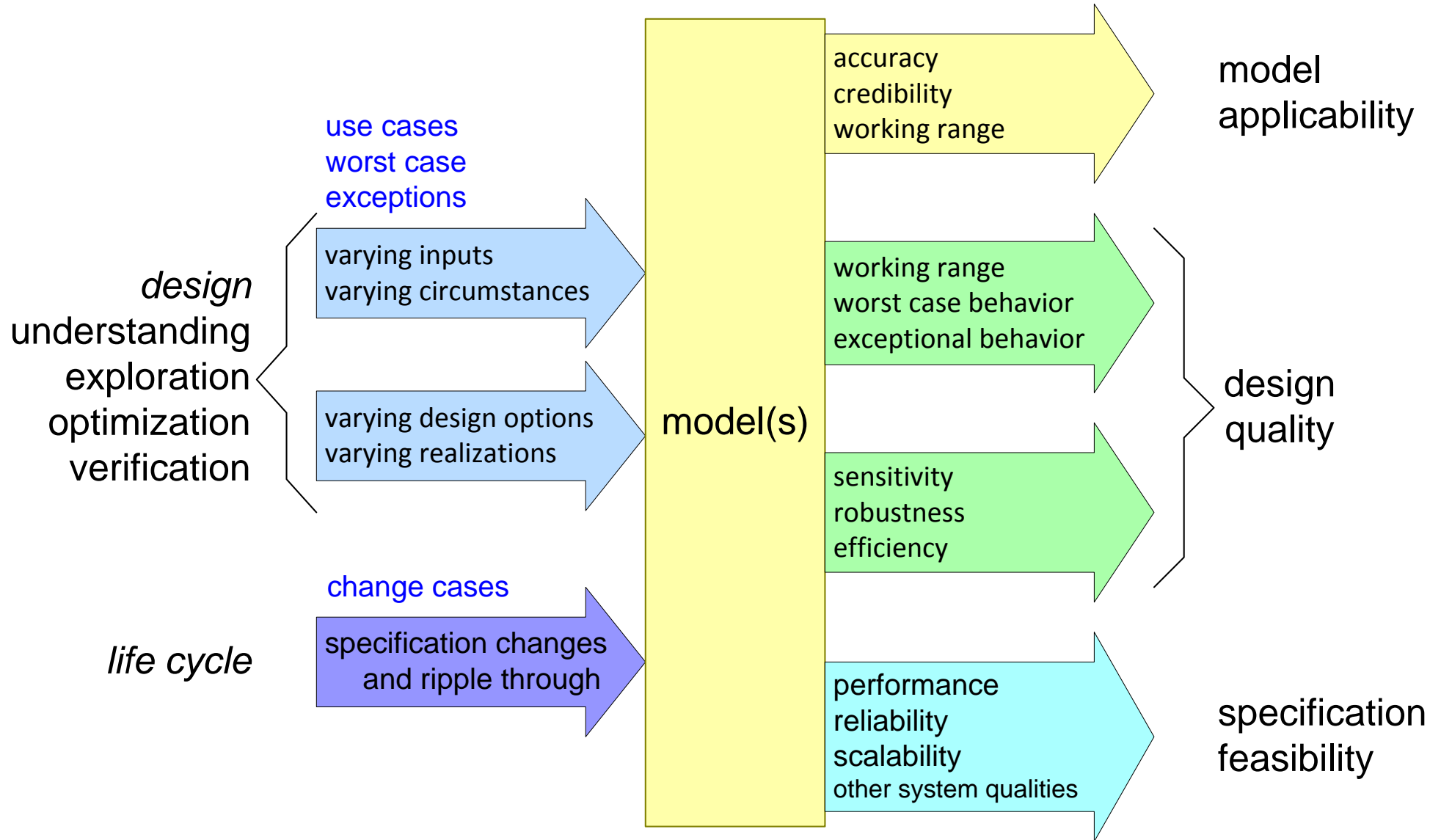
Distribution

This article or presentation is written as part of the Gaudí project. The Gaudí project philosophy is to improve by obtaining frequent feedback. Frequent feedback is pursued by an open creation process. This document is published as intermediate or nearly mature version to get feedback. Further distribution is allowed as long as the document remains complete and unchanged.

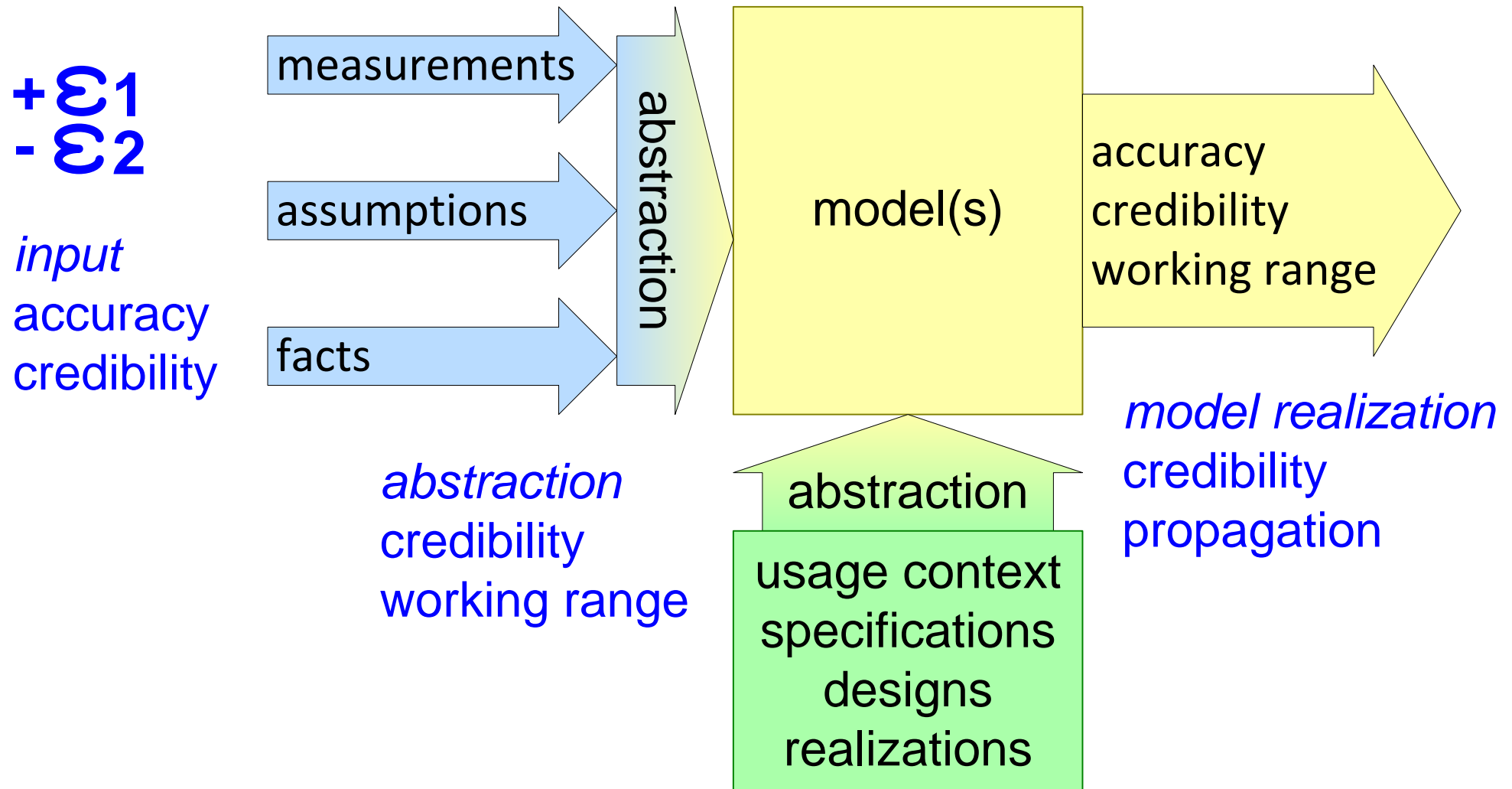
August 16, 2025
status: planned
version: 1.0



What Comes out of a Model



Applicability of the Model



How to Determine Applicability

try out models

be aware of accuracy, credibility and working range

simple and small models

1. Estimate accuracy of results

based on most significant inaccuracies of inputs
and assumed model propagation behavior

2. Identify top 3 credibility risks

identify biggest uncertainties in
inputs, abstractions and realization

3. Identify relevant working range risks

identify required (critical) working ranges and
compare with model working range

substantial models

systematic analysis and documentation of accuracy,
credibility and working range

Common Pitfalls

discrete events in continuous world

discretization artefacts
e.g. stepwise simulations

(too) systematic input data

random data show different behavior
e.g. memory fragmentation

fragile model

small model change results in large shift in results

self fulfilling prophecy

price erosions + cost increase (inflation) -> bankruptcy

Worst Case Questions

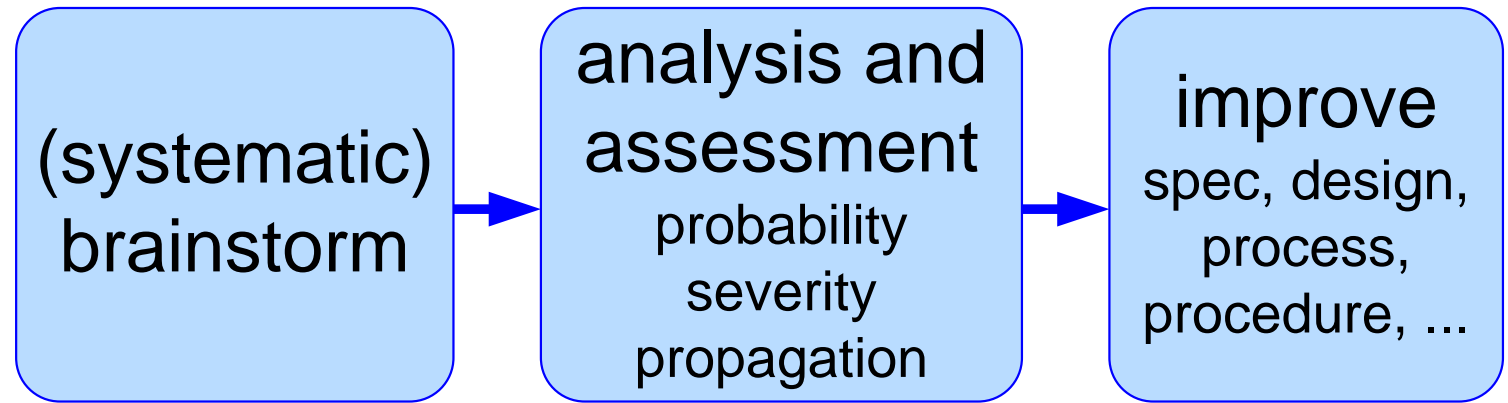
Which design assumptions have a big impact on system performance?

What are the worst cases for these assumptions?

How does the system behave in the worst case?

- a. poor performance within spec
- b. poor performance not within spec
- c. failure -> reliability issue

FMEA-like Analysis Techniques



safety hazard analysis	potential hazards	damage	measures
reliability FMEA	failure modes exceptional cases	effects	measures
security	vulnerability risks	consequences	measures
maintainability	change cases	impact, effort, time	decisions
performance	worst cases	system behavior	decisions

wave 1: the obvious

wave 2: more of the same

wave 3: the exotic, but potentially important

don't stop too early with brainstorming!

Different Viewpoints for Analysis

